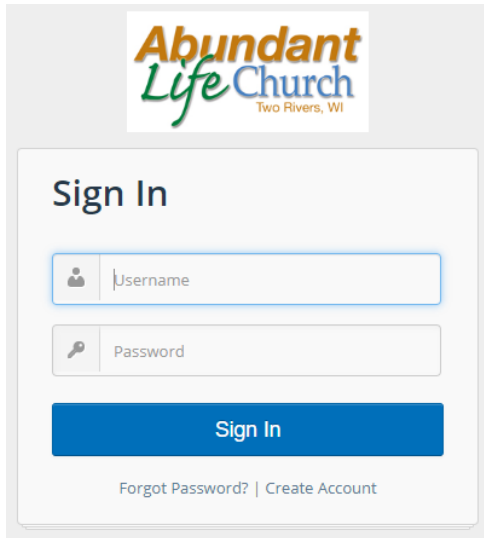


Breeze Account Setup

1. In your internet browser go to:
<https://alctrs.breezechms.com/login>
2. Click on Create Account:



Abundant Life Church
Two Rivers, WI

Sign In

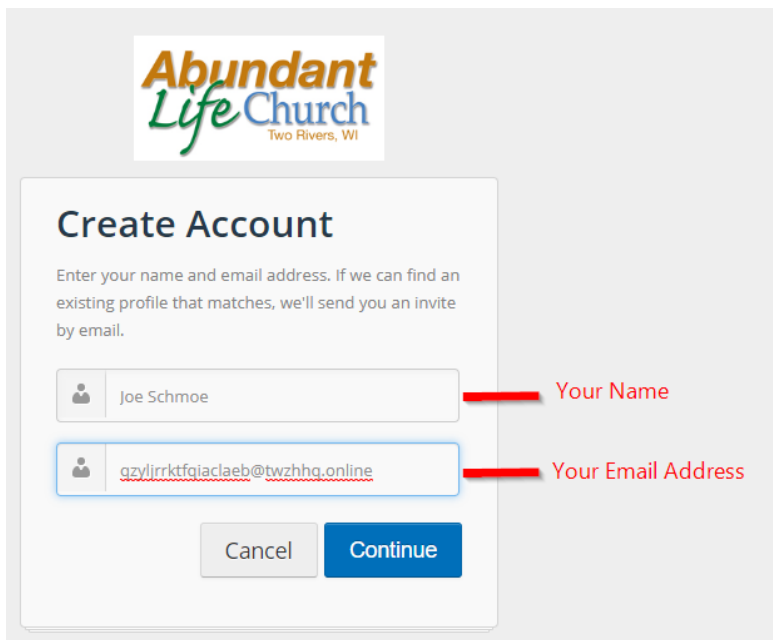
Username

Password

Sign In

[Forgot Password?](#) | [Create Account](#)

3. Add the needed info:



Abundant Life Church
Two Rivers, WI

Create Account

Enter your name and email address. If we can find an existing profile that matches, we'll send you an invite by email.

Joe Schmoe


qzylirrkftgfaclaeab@twzhqg.online

Your Name

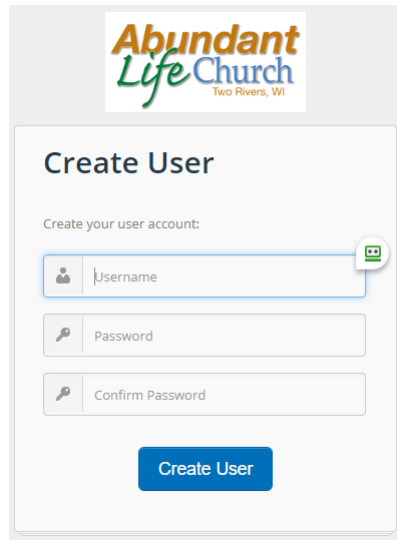
Your Email Address

Cancel Continue

3. If you have an email address on file you should see this:





4. Click on the link in the email and you will see the following window:

A screenshot of a "Create User" form from Abundant Life Church. At the top is the church's logo. Below it is the title "Create User" and the instruction "Create your user account:". The form contains three input fields: "Username" (with a person icon), "Password" (with a key icon), and "Confirm Password" (with a key icon). A blue "Create User" button is located at the bottom of the form.

5. Create your account and you will be able to login:

[Customize Dashboard](#)**My Profile****Joe Schmue**

qzyljrktfqiaclab@twzhq.online

Online Giving **Give a Gift**
GO TO GIVING PAGE **Manage Recurring Giving**
MAKE CHANGES TO GIVING

What can I do in Breeze?

- View all giving
- Manage Reoccurring gifts
- Make changes to family
- Update Family info
- Update photo